

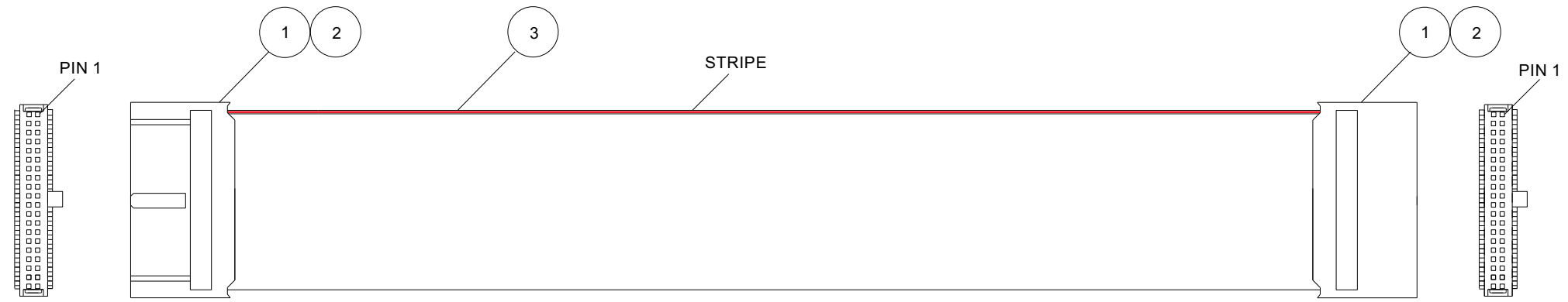
THIS DOCUMENT IS THE PROPERTY OF ELBY DESIGNS AND MUST NOT BE DISCLOSED/COPIED TO A THIRD PARTY WITHOUT CONSENT

A

B

C

D



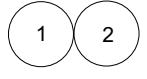
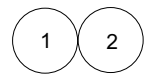

Display Board - J101

TOTAL CUT LENGTH = 300 mm

Main Board - J101

PARTS LIST

- 1. 40 WAY IDC CONNECTOR
- 2. STRAIN RELIEF
- 3. 40 WAY RIBBON CABLE 28 AWG 1.27 mm PITCH



SIDE VIEW OF STRAIN RELIEF IN CRIMP CONNECTOR



MATERIAL		FINISH		REFERENCES	
TITLE		GRAIN DIRECTION		<p>TOLERANCES UNLESS STATED</p> <p>0 + - 1</p> <p>0.0 + - 0.5</p> <p>0.00 + - 0.20</p> <p>0.000 + - 0.100</p> <p>ANGLE + - 1.5 DEG.</p> <p>DIMENSIONS IN MILLIMETERS</p> <p>GEOMETRIC SYMBOLS TO B.S.308</p>	
<p>ELBY DESIGNS</p>		<p>SCALE 1 : 1</p>			
DRAWN	REV	SHEET		DATE	
LEB	1	1 of 1		5/02/2019	
				A4	

4

3

2

1