

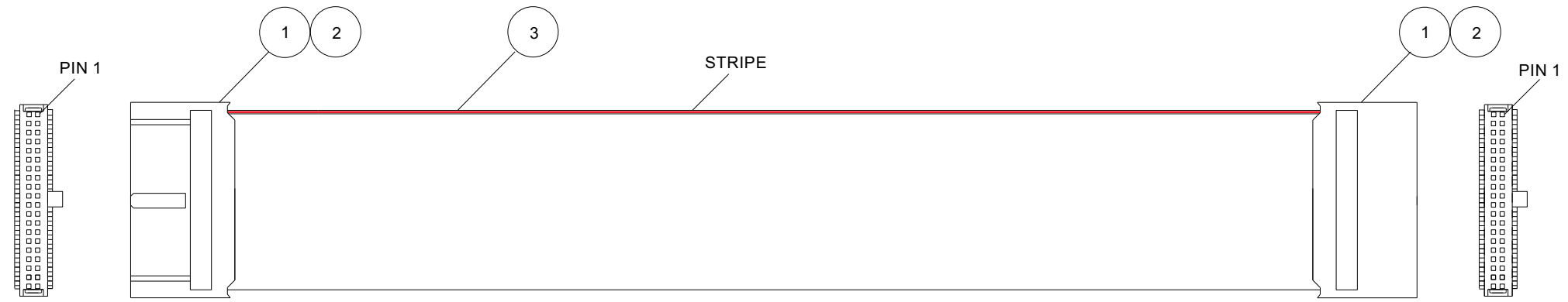
THIS DOCUMENT IS THE PROPERTY OF ELBY DESIGNS AND MUST NOT BE DISCLOSED/COPIED TO A THIRD PARTY WITHOUT CONSENT

A

B

C

D



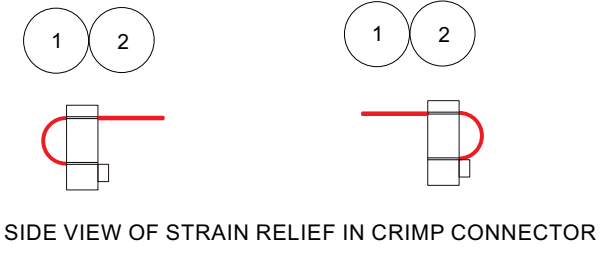

Main Board - J103

TOTAL CUT LENGTH = 120 mm

Display Board - J1304

PARTS LIST

- 1. 40 WAY IDC CONNECTOR
- 2. STRAIN RELIEF
- 3. 40 WAY RIBBON CABLE 28 AWG 1.27 mm PITCH



|              |     |   |       |  |       |
|--------------|-----|---|-------|--|-------|
| MATERIAL     |     | FINISH  |       | REFERENCES   |       |
| TITLE        |     | <p style="text-align: center;"><b>MonoWave Cable - J103</b></p> |       | <p>TOLERANCES UNLESS STATED</p> <p>0 ± 1</p> <p>0.0 ± 0.5</p> <p>0.00 ± 0.20</p> <p>0.000 ± 0.100</p> <p>ANGLE ± 1.5 DEG.</p> <p>DIMENSIONS IN MILLIMETERS</p> <p>GEOMETRIC SYMBOLS TO B.S.308</p> |       |
| DRAWN        | REV | GRAIN DIRECTION   |       |  |       |
| LEB          | 1   |   |       | SCALE  | 1 : 1 |
| ELBY DESIGNS |     |   | SHEET | 1 of 1   | DATE  |
|              |     |   |       | 25/10/2017   | A4    |

4

3

2

1