

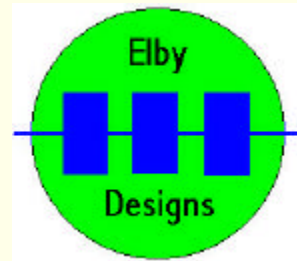
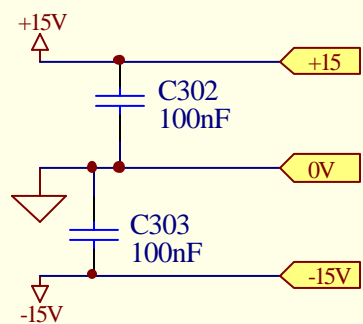
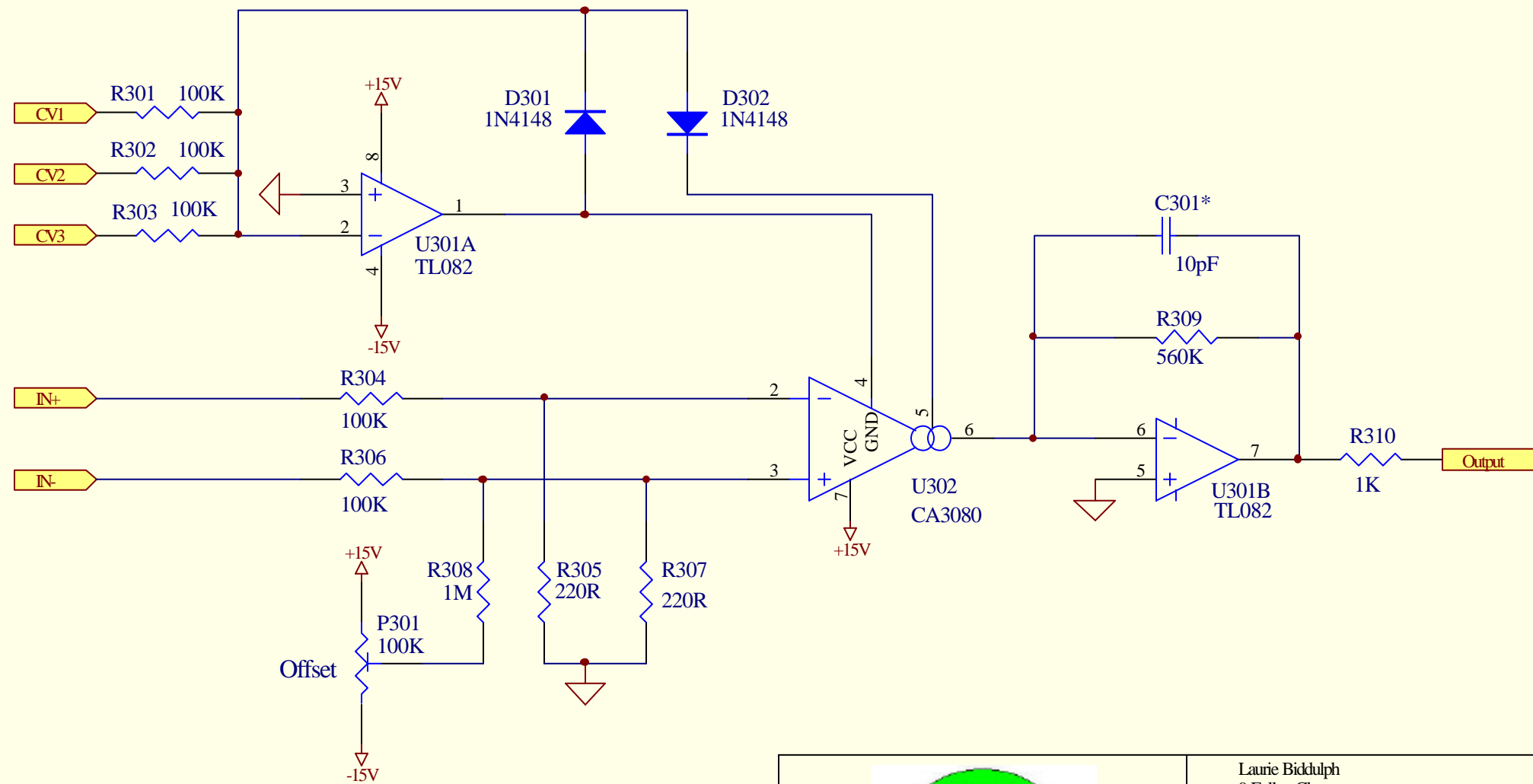
NOTES:

C301* This component should only be added if you observe oscillations in the output when sweeping the CVs through their full range.

CREDITS:

W. Jung, "Application of the Two-Quadrant Transconductance Amplifier/Multiplier in Audio Signal Processing," J. Audio Eng. Soc., Vol. 23, No. 3, April 1975

B. Hutchins, "The ENS-76 Home-Built Synthesizer System - Part 1", Electronotes, Vol. 8, No.63, Mar. 1976, pp 2-8



Laurie Biddulph
9 Follan Close
Kariang
NSW, 2250

ASM-1 VCA

Pot terminations: a = anti-clockwise, c = clockwise

Size A4	FCSM No.	DWG No. 1	Rev A
------------	----------	--------------	----------

Scale	Sheet 3 of 8
-------	-----------------